



Trading Partners FTP Instructions

2012-05-01

<1.0>

Contents

Purpose	3
Navigating to new FTP Site	Error! Bookmark not defined.
Retrieving files	5
Contact Information.....	6

Purpose

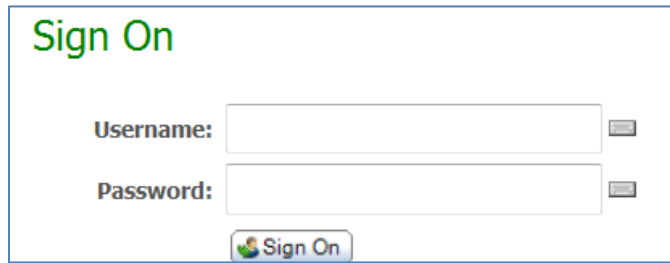
This document is designed to demonstrate how to retrieve an 835 Electronic Remittance Advice from the Magellan Trading Partners FTP site: <ftp02.magellanhealth.com>

Log in to New FTP Site

1. Navigate to: <https://ftp02.magellanhealth.com>



2. Log in with credentials provided by EDI:

A screenshot of a login form titled "Sign On" in green text. Below the title are two input fields: "Username:" and "Password:". Each field has a small grey button to its right. At the bottom of the form is a "Sign On" button with a green arrow icon.

Retrieving 835 Files



From the Web connection: <https://ftp02.magellanhealth.com/>

Click drop down arrow in "Go To Folder:" section on Right side of screen

Go To Folder:

Select **Outgoing**

Select Download next to file or files you wish to retrieve:

Name	Created	Size/Contents	Creator	#		Actions
 Parent Folder						
<input type="checkbox"/>  R1578656914_835_test.zip	5/1/2012	1 KB	ftpadmin			Delete - Download

Select Save when prompted, then the Save to location on your system

From this point, you can perform normal the procedure of unzipping the file(s) and processing through the 835 translators.

Please note: You may continue to utilize FTP Host connections to retrieve files using the following information

SSH Connection Host: ftp02.magellanhealth.com with Port ID 22

FTP/SSL Connection Host: ftp02.magellanhealth.com with Port ID 21; if you need to set firewall the range is 35000-38000.

Contact Information

If you have issues downloading files or need password reset; please contact:

EDI Helpdesk

Phone: 1(800) 924-6741

Email: EDIVMAP@magellanhealth.com